

Chloramine T and Related *N*-Halogeno-*N*-metallo Reagents

MALCOLM M. CAMPBELL* and GRAHAM JOHNSON

Department of Chemistry, Heriot-Watt University, Edinburgh EH14 4AS, Scotland

Received November 9, 1976

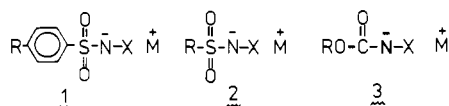
Contents

I. Introduction	65
II. <i>N</i> -Halogeno- <i>N</i> -metallo-sulfonamidates	65
A. Preparation	65
B. Properties	66
C. Reactions with Sulfur Compounds	66
1. Sulfides, Selenides, Sulfoxides, and Sulfimides	66
2. Thiols and Disulfides	68
3. Xanthates, Dithiocarbonates, and Thioacid Esters	68
4. Sulfenamides, Sulfenylamidines, and Sulfenylguanidines	68
5. Sulfenyl Chlorides	68
6. Sulfanyl Chlorides	68
7. Sultones, Ethylene Sulfates, and Sulfonates	69
8. Thioketones and Selenoketones	69
9. Sulfur Heterocycles	70
10. Inorganic Group 6 Compounds; Oxidative and Analytical Uses	71
D. Reaction with Group 5 Compounds	71
1. Nitrogen Compounds	71
2. Other Group 5 Compounds	72
E. Reaction with Oxygen Functional Groups	73
F. Reactions with Activated Methyl and Methine Groups	74
G. Reactions of Chloramine T-Based Reagents with Olefins	75
H. Chemiluminescence and Photochemistry	75
I. Recent Biochemical and Biological Aspects	75
III. <i>N</i> -Halogeno- <i>N</i> -metallo-carbamidates	76
A. Preparation	76
B. Properties	76
C. Reactions	76
IV. Summary and Perspectives	78
V. References and Notes	78

I. Introduction

The diverse nature of the chemistry of *N*-halogeno-*N*-metallo reagents is a consequence of their ability to act as sources of (a) halonium cations, (b) hypohalite species, (c) N anions (e.g., sulfonamidate or carbamidate anions) which act both as bases and nucleophiles, and (d) nitrenoids in limited cases. As a result, these reagents react with a surprising range of functional groups, effecting an array of molecular transformations. This review will therefore attempt to place in perspective the reactions and utility of the reagents, as gleaned from *Chemical Abstracts* up to late 1976 and other literature sources. Aspects of this chemistry have been reviewed elsewhere,¹ but recent significant developments in the area necessitate a current review.

Several of the *N*-halogeno-*N*-metalloarylsulfonamidates are commonly known by trivial names, e.g., chloramine T (1, X = Cl, R = Me, M = Na), chloramine B (1, X = Cl, R = H, M = Na), and bromamine B (1, X = Br, R = H, M = Na). There has been



developed more recently a related series of alkylsulfonamide derivatives **2**. A range of corresponding *N*-halogeno-*N*-metallo-carbamates **3** has been prepared, with varying alkyl and aryl groups and *N*-chloro, *N*-bromo, and *N*-iodo substituents, mainly as the sodio and to a lesser extent as the silver salts.

Historically, the important early developments in the area stemmed from the synthesis of chloramine T and related arylsulfonamide derivatives.²⁻⁴ Motivation for the development of these reagents was given by the recognition⁴ of their disinfectant and antiseptic properties. Shortly afterward the Great War provided additional impetus to chloramine T chemistry because of the facile reaction with mustard gas (ClCH₂CH₂)₂S to give a relatively innocuous crystalline sulfimide adduct. The multifarious reactions of chloramine T and related sulfonamide derivatives with a range of functional groups have since been investigated, and in the very recent literature important and novel molecular transformations including vicinal hydroxyamination of olefins and allylic amination techniques have emerged. Paralleling the chemistry of these sulfonamide derivatives has been the synthesis and exploitation of the related carbamate derivatives **3**. Although these latter reagents have not yet been as extensively investigated, their potential has recently been realized in such diverse areas as the modification of penicillins and cephalosporins, and in improved methods of olefin hydroxyamination.

This review will deal principally with the preparation and reaction of *N*-halogeno-*N*-metallo reagents with organic, and to a lesser extent, inorganic functional groups. The use of chloramine T in analytical chemistry is extensive and will not be comprehensively covered, although certain informative and important uses, particularly in the chemistry of sulfur and of group 5 derivatives, will be summarized.

No attempt will be made to review the extensive areas of *N,N*-dihalogeno and *N*-monohalogeno reagents, since the reactions of the title compounds are in themselves unique.

II. *N*-Halogeno-*N*-metallo-sulfonamidates

A. Preparation

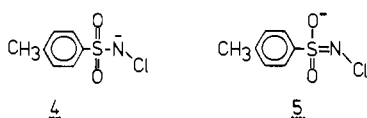
The first preparation of *N*-halogeno-*N*-metallo-sulfonamidates⁵ was from the treatment of *N,N*-dibromoarylsulfonamides with aqueous base, giving the *N*-bromo-*N*-sodioarylsulfonamidates as hydrates. The second, and subsequently more common, method³ involved reaction of the arylsulfonamide with sodium or potassium hypochlorite followed by salting out of the derivatives. Most preparations of *N*-chloro, *N*-bromo-, and *N*-iodo metallo salts are based on this method.⁴⁻¹⁰ The *N*-chloro-*N*-sodiosulfonamidate salts of xylene, ethylbenzene, bromobenzene, *p*-alkoxybenzene, *o*-tolyl, and a range of other substituted benzene and naphthalene sulfonamides have been described. Recent patents describe a continuous flow process¹¹ in which chloramines B and T are prepared in 75–95% yield by feeding an aqueous sodium hydroxide solution of the sulfonamidate sodium salt and a stoichiometric quantity of chlorine through a flow reactor, and an alternative¹² preparation in which tolu-

ene-*p*-sulfonamide is dissolved in aqueous sodium hydroxide, extracted with an organic solvent to remove contaminating ditolyl sulfone, and chlorinated to give chloramine T. The silver salt of chloramine T (1, X = Cl, R = Me, M = Ag) has been prepared by silver nitrate reaction with chloramine T.^{13,14}

In refutation of textbook statements that aliphatic sulfonamides do not react with sodium hypochlorite, it has recently been shown¹⁵ that methane-, ethane-, hexane-, and dodecanesulfonamides are rapidly and quantitatively converted to the corresponding *N*-chloro-*N*-sodio derivatives. Sodium hypobromite gave the *N*-bromo-*N*-sodio products. In addition, *N*-chloro-*N*-sodio salts of 3-phenylpropanesulfonamide and cyclohexanesulfonamide were prepared.

B. Properties

The structure of chloramine T is most commonly depicted as 4 and occasionally as 5.^{25,56} Bond lengths are not available, and an x-ray crystallographic analysis of the series, sulfonamide, *N*-chlorosulfonamide, and *N*-chloro-*N*-sodiosulfonamide would be desirable.



Chloramine T and related sulfonamide derivatives are stable in aqueous solution. They are strong electrolytes and are strong oxidants in both acidic and alkaline media (chloramine T: $E_{red} = 1.138$ at pH 0.65 and 0.5 at pH 12).¹⁶ Sulfur is liberated from hydrogen sulfide and iodine from acidified potassium iodide.¹⁷ In aqueous solution chloramine T is thought to exist in a complex series of equilibria (Figure 1).^{18,19} The pK_a for *N*-chlorobenzene-sulfonamide has been estimated as approximately 9.5.²¹

The *N*-halogeno-*N*-metallosulfonamidates are usually prepared as stable crystalline hydrates (e.g., chloramine T trihydrate) which can be dehydrated on heating to 100 °C or by standing under vacuum over phosphorus pentoxide. Heating chloramine T is, however, hazardous because of explosion.²² The corresponding alkylsulfonamidates also crystallize in the hydrated form but are more readily dehydrated over phosphorus pentoxide.¹⁵

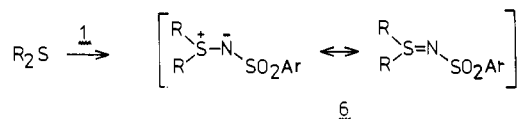
The arylsulfonamide and lower alkylsulfonamide derivatives are very water soluble.¹⁵ Interestingly, *N*-chloro-*N*-sodiododecanesulfonamidate (2, R = C₁₂H₂₅) is a surfactant.¹⁵

C. Reactions with Sulfur Compounds

1. Sulfides, Selenides, Sulfoxides, and Sulfimides

a. Sulfides

N-Halogeno-*N*-metallosulfonamidate reactions with sulfides afford a particular facile synthesis of many sulfimides 6.^{19,1} The



area of study was initiated by the reaction of chloramine T with mustard gas to give the sulfimide 7.²³ A wide range of alkyl and aryl sulfides reacted with chloramine T and related reagents in the form of sodium or potassium salts to give the corresponding sulfimides.²⁴⁻³³ Cyclic sulfides give sulfimides,^{32,33} compound 8 giving the diequatorial isomer 9.³⁴ The versatility of the reaction, which is often effected simply by stirring the reactants in alcohol or water, or sometimes as a heterogeneous suspension in nonprotic solvents, is demonstrated by the preparation of modified sulfur-containing polymers,³⁵ bissulfimides,^{25,36,37}

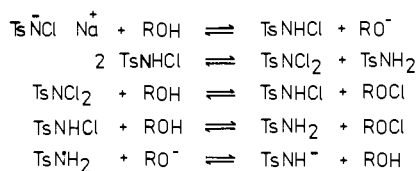
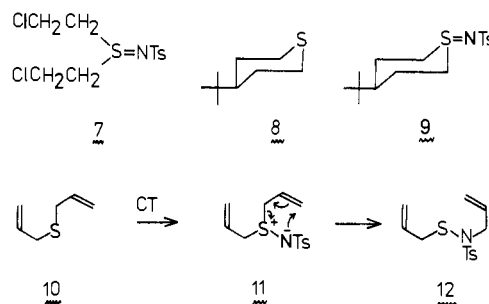


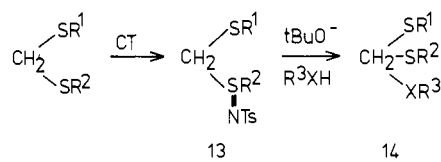
Figure 1.

and allyl sulfimides.^{10,38} Diallyl sulfide (10), for example, gave a sulfimide 11 which slowly isomerized at room temperature by a [2,3] electrocyclic process to give the sulfenamide 12, illus-



trating a potential use for reagents 1 in the synthesis of sulfenamides. This rearrangement was also observed for allyl sulfimides derived from *N*-chloro-*N*-sodionaphthalene-1-sulfonamidate and *N*-chloro-*N*-sodio-4-methyl-3-nitrobenzenesulfonamidates. Further examples were observed^{39,40} with the sulfimides derived from the reaction of chloramine T and cinnamyl phenyl sulfide and benzyl allyl disulfide, and from the reaction of diallyl sulfide with *N*-chloro-*N*-sodio-*p*-acetamidobenzenesulfonamidate.

In a very recent reaction of chloramine T a thioacetal was transformed into the monosulfimide 13⁴¹ which was subjected to reaction with potassium *tert*-butoxide and trapping of the resultant sulfonium species by alcohol or thiol to give the product (14, Y = O or S). Related studies are described in section II.C.9.



An important modification of chloramine T-sulfide reactions resulted from the use of phase-transfer reagents.¹⁹ Advantages over the previously reported single-phase methods were obtained.

The reaction of chloramine T type reagents and sulfides are often performed in water, alcohol, or a mixture, and sulfoxide by-products are often observed. Studies of product distribution and physical parameters such as temperature, pH, solvent polarity, concentration of reactions, and the nature of sulfide substituents have been performed,⁴²⁻⁴⁸ the mechanistic speculation not always being in accord. There is strong support, however, for the equilibrium processes depicted in Figure 1^{18,19} including chlorinating species such as *N*-chlorotoluene-*p*-sulfonamide (formed in a fast reaction) and *N,N*-dichlorotoluene-*p*-sulfonamide (formed in a slow reaction). The *N,N*-dichloro species has been noted in another context⁴⁹ as being formed readily by disproportionation of chloramine T. Although the *N,N*-dichloro species is not inherently a strong chlorinating agent, it was described⁴⁹ as being "kinetically more reactive" than chloramine T and *N*-chlorosuccinimide. The recent key studies^{18,19} are in agreement with a reaction pathway as depicted in Figure 2 although in the final step involving displacement of

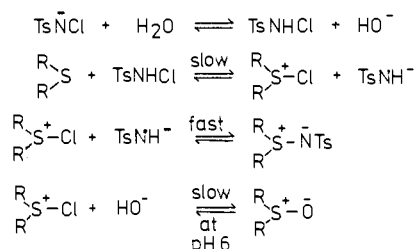
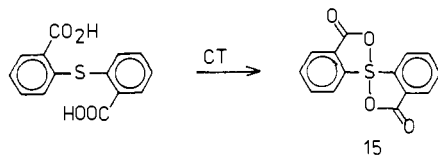


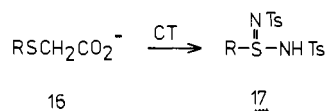
Figure 2.

chloride, a sulfurane intermediate may be involved.²⁰ (In a unique reaction chloramine T reacted with 2,2'-thiodibenzoic acid in dry dioxan to give the dilactone **15**.)²⁰ It was observed that the



reaction of chloramine T with sulfides was second order, and a Hammett correlation showed that the sulfide acted as a nucleophile. Chloramine T was in equilibrium with its protonated form, which was attacked by the sulfide, the rate-determining step being the formation of the chlorosulfonium intermediate. An important finding¹⁹ was that sulfimide formation had a pH optimum of 6 (because toluene-*p*-sulfonamide anion is protonated at low pH, allowing competitive reaction of the chlorosulfonium intermediate with the aqueous medium), and hence certain sulfimides which are not readily formed under normal reaction conditions may be obtained by adding weak acid to the reaction. In strongly acid media sulfides react with chloramine T to give sulfones in high yield, although sulfides with reactive α or β protons react anomalously.⁵⁰

An abnormal reaction was encountered^{26,51} when chloramine T was reacted with the sodium salts of ethyl and phenylthioacetic acids (**16**, R = Et or Ph) affording not the expected sulfimide, but the *S*-ethyl- (or phenyl-) *S*-toluene-*p*-sulfonamido-*N*-toluene-*p*-sulfonylsulfimide (**17**). The intermediacy of ethanethiol or benzenethiol was postulated (see section II.C.2 for the reactions of thiols with chloramine T).



b. Selenides

It is pertinent at this point to summarize the reactions of chloramine T with selenides, leading to selenimides **18**⁵² presumably via intermediate chloroselenonium species. For example, selenide **19** gave the selenimide **20** with anhydrous chloramine T. (Interestingly, the sulfide corresponding to **19** did not give a sulfimide under similar conditions.) In a closely related synthesis, which formally represents a chloramine T reaction,

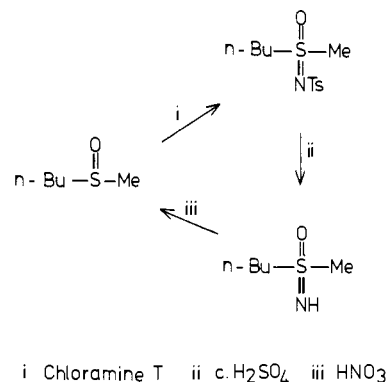
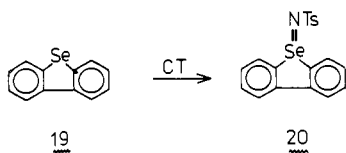
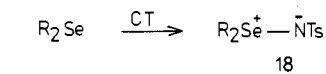
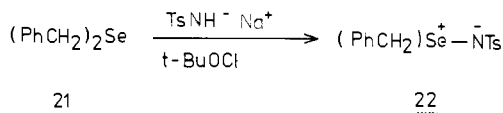
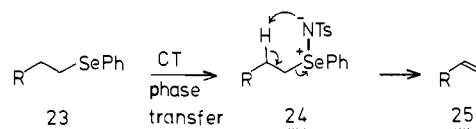


Figure 3.

dibenzyl selenide **21** was treated with *tert*-butyl hypochlorite and sodium toluene-*p*-sulfonamide to give the selenimide **22**⁵³



which was readily hydrolyzed by water to the sulfoxide. Similarly formed were selenimides from methyl phenyl selenide and tetramethylene selenide. No mention was made in this paper of a discrete chloramine T reaction. Possibly chloramine T trihydrate would have given the selenoxide by hydrolysis of the selenimide, but anhydrous chloramine T, as shown elsewhere,⁵² may have given the desired product. An interesting recent aspect of selenimide chemistry emerged from the reaction of chloramine T with alkyl phenyl selenides, where the alkyl group is primary.⁵⁴ Chloramine T under phase-transfer conditions reacted with the selenide **23** giving the selenimide **24** which underwent facile β -elimination to give the terminal olefin **25**.



c. Sulfoxides

Reagents **1** react with sulfoxides under neutral conditions.^{31,56-58} When chloramine B or T was heated with dimethyl sulfoxide and copper powder⁵⁶ or with soluble cupric salts,⁵⁷ the sulfoximide **26** was obtained. Since absence of catalyst caused a substantial drop in yield, and a high yield insertion reaction to give **27** was observed when dioxan replaced dimethyl



sulfoxide, a mechanism involving a copper sulfonylnitrene was proposed.⁵⁶ A similar reaction was utilized in the preparation of several optically active sulfoximides (Figure 3).⁵⁸ certain chloramine T-sulfoxide reactions tended, however, to be low-yield processes.^{57,58} Under acidic conditions sulfoxides were oxidized by chloramine T to the sulfones.⁵⁰

d. Sulfimides

The sulfimide **28** reacted readily with chloramine T in methanol,⁵⁹ giving the sulfone diimide **29**, together with a low yield of the sulfoximide **30**. The yield of **29** could be greatly increased by addition of a large excess of *N*-sodiotoluene-*p*-sulfonamide.

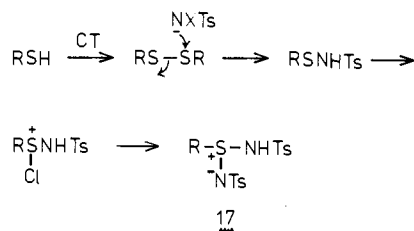
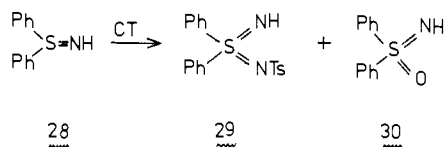
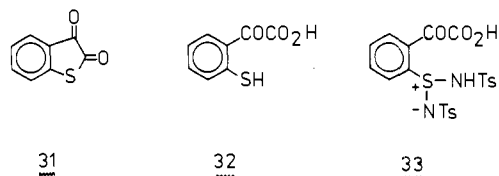


Figure 4.



2. Thiols and Disulfides

Ethanethiol and benzenethiol reacted with 2 molar equiv of chloramine T in alkaline solution to give products of structure **17** (R = Et or Ph).²⁶ Compounds of related structure (**33**) were also formed when thianaphthenequinone **31** was treated with chloramine T in alcohol.⁶⁰ The quinone undergoes alcohdyrolysis to the thiol **32** which is oxidized to the disulfide and reacts again

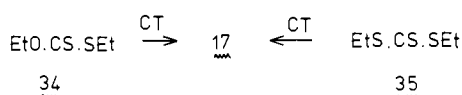


with chlorine T, giving **33**. Other related reactions of disulfides have been described.^{37,61-64} Since disulfides give products of type **17** the mechanism for the thiol reactions presumably involves oxidation to disulfides (Figure 4). By analogy with current thoughts on sulfimide formation, further reaction with 1 mol of chloramine T to give a sulfenamide and thence the *S*-alkyl-*S*-tosylamido-*N*-tosylsulfimides **17** can be invoked.

The use of chloramine T in strongly acid media for the analytical estimations of thiols, disulfides, and trisulfides has been investigated.⁵⁰ Aryl thiols require 6 molar equiv of chloramine T to give the arylsulfonic acids. Alkanethiols generally require more oxidant, possibly because of further reactions of the alkyl side chain. For example, benzylthiol probably chlorinates at the α -methylene group, apart from the oxidative reactions of the thiol group. Disulfides require 10 molar equiv of oxidant, irrespective of the substituents. Oxidation of other compounds of type R_2S_2 (where R is more electronegative than S) also requires 10 molar equiv of chloramine T, as in MeOSSOMe ,⁶⁵ $\text{Et}_2\text{NSSNEt}_2$,⁶⁵ $\text{C}_5\text{H}_{10}\text{NSSNC}_5\text{H}_{10}$,^{66,67} and BrSSBr .^{67,68} Dimethyl trisulfide and dipiperidinotrissulfide required 16 molar equiv.⁶⁶

3. Xanthates, Dithiocarbonates, and Thioacid Esters

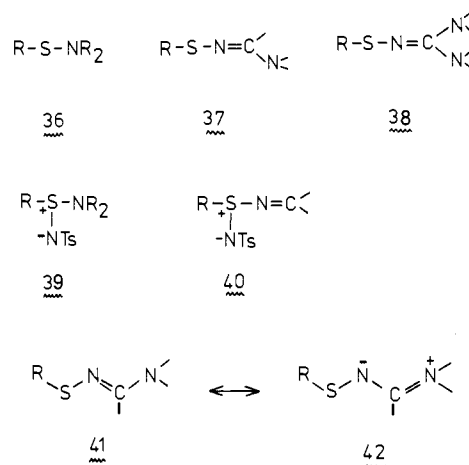
Both *O*-ethyl-*S*-ethyl xanthate **34** and *S,S'*-diethyl dithiocarbonate **35** reacted with aqueous chloramine T to give 1 molar



equiv of the *S*-tosylamido-*S*-tosylsulfimide **17** (R = Et).⁶² It was suggested that in each case hydrolysis occurred to give the thiol and thence the product. Similar compounds have been isolated more recently from chloramine B reactions of the *S* esters of thioacetic, thiobenzoic, and thiosulfonic acids.⁶⁹

4. Sulfenamides, Sulfenylamidines, and Sulfenylguanidines

Chloramine T reacts with sulfenamides **36**, sulfenylamidines **37**, and sulfenylguanidines **38** in aqueous acetone, giving tosyl sulfimide adducts such as **39** and **40**.⁷⁰ The variation in reactivity was in the order **38** > **37** > **36**, the differences being attributed to variations in electron density about sulfur, being greater for sulfenylamidines than sulfenamides, since canonical forms **41** and **42** are possible for the former but not for the latter. Sul-



fenamides derived from primary aromatic amines did not give similar products, but gave uncharacterized red oils. In a closely related reaction⁷¹ a range of reagents **1** gave adducts with *N*-acyl-*S*-trichloroethylsulfenamides.

A postulated cyclic sulfenamide intermediate in a reaction of chloramine T with penicillanates has been trapped as an *S*-tosylamido-*S*-tosylsulfimide adduct (section II.C.9).

5. Sulfenyl Chlorides

Bromamine T reacted with sulfenyl chlorides⁵⁵ to give products **17**. The sulfenyl chlorides thus react in a similar manner to disulfides.

6. Sulfinyl Chlorides

The reaction of reagents **1** with arylsulfinyl chlorides **43** (Figure 5) gave a series of *S*-chloro-*S*-arylsulfoximides **44** which were then converted into the disulfonamides **45**.⁷² A mechanistic study⁷³ using ³⁶Cl-enriched toluene-*p*-sulfinyl chloride and chloramine T suggested the reaction pathway depicted in Figure

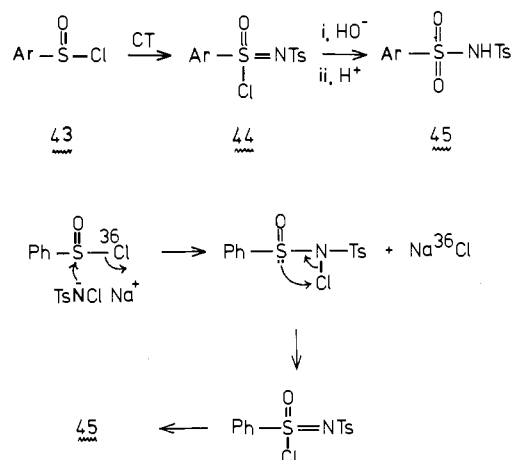


Figure 5.

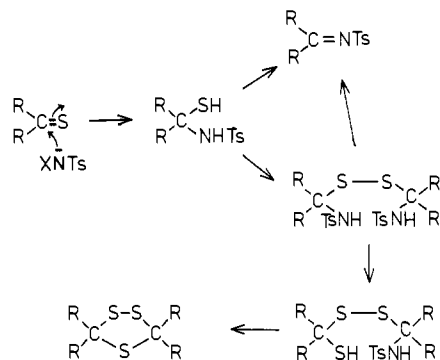
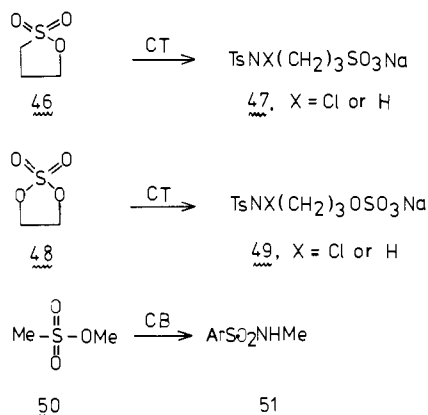


Figure 6.

5. This reaction exemplified the ability of chloramine T to act as a nucleophile.

7. Sultones, Ethylene Sulfates, and Sulfonates

Propane sultone (**46**) was hydrolyzed by aqueous chloramine T at 60–70 °C to the sulfonate **47**, but *N*-bromo-*N*-sodiumsulfonamidates gave less stable products.⁷⁴ Ethylene sulfate (**48**) was similarly transformed (under anhydrous conditions) into the sulfate **49**.⁷⁴ The *N*-chlorobenzenesulfonamide anion also reacted readily with methyl methanesulfonate (**50**) with displacement of methanesulfonate anion and formation of **51**.²¹

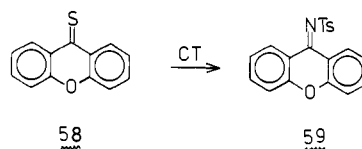
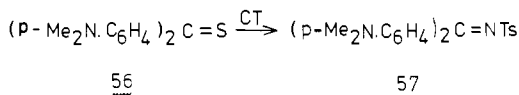
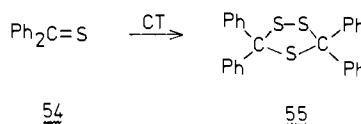
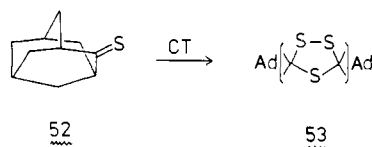


A second-order rate constant was determined, and observed to be five times that observed for the corresponding *N*-methylsulfonamidate anion, illustrating the "supernucleophilicity" (or "α-effect") of *N*-chloro anions. Each of these reactions illustrates nucleophilic attack at carbon, compared with the nucleophilic attack at sulfur in sulfinyl chlorides.

A relevant study which remains to be done is to investigate the reaction of chloramine T with a sulfinate ester in which there is possible nucleophilic attack at either the sulfinyl sulfur or the carbon adjacent to the oxygen group.

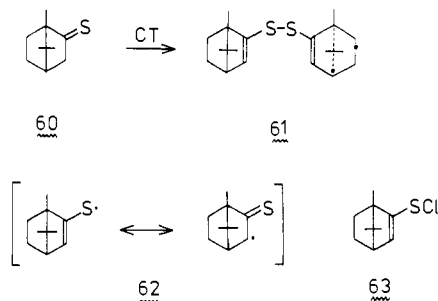
8. Thioketones and Selenoketones

Chloramine T was reacted with the non-thioenolizable thioketones, thioadamantanone (**52**), thiobenzophenone (**54**), Micheler's thione (**56**) and xanthenethione (**58**), in an investigation of the possible modes of attack.⁷⁵ Thioketones **52** and **54** gave in low yields as the major reaction products the thiozonides (1,2,5-trithiolanes) **53** and **55** in a reaction which exemplified the ability of chloramine T to act as a source of chloronium ion (and thus effect oxidative coupling of thiols) and of sulfonamidate anion. One of the possible mechanistic explanations is depicted in Figure 6. The *N*-tosylimine products obtained from **56** and **58** possibly arise from an intermediate

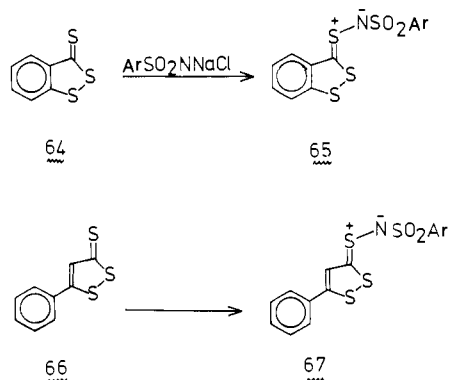


gem-sulfonamidothiol. *N*-Tosylimines **57** and **59** could also arise from an intermediate thiaziridine.

When thiocamphor (**60**), which is thioenolizable, was treated with chloramine T, the diene disulfide **61** was obtained.⁷⁵ This product may have arisen from dimerization of a vinyl sulfide radical **62** (evidence was obtained that photochemically generated halogen radicals also gave **61**), but the possibility of ionic oxidation via a vinyl sulfonyl chloride **63** was not precluded.



A related and important new reaction mode of thioketones emerged when 1,2-dithiole-3-thiones **64** and **66** were treated with *N*-chloro-*N*-sodioarylsulfonamides in methanol, affording the first thiocarbonyl sulfimides **65** and **67**.^{76,77} A chlorosulfonium intermediate may be formed, chloride ion then being displaced by a sulfonamidate species. It was of interest that thermolysis of **65** and **67** resulted in sulfur extrusion, and formation of tosylimine, possibly by way of an intermediate thiaziridine (as suggested for the formation of **57** and **59**⁷⁵).



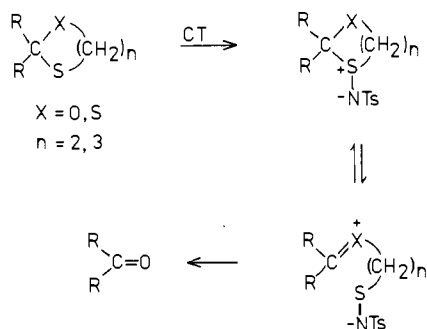
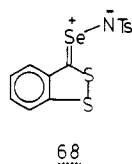


Figure 7.

The synthesis of selenocarbonyl sulfimides **68**, analogous to the thiocarbonyl sulfimides, has also been described.⁷⁸

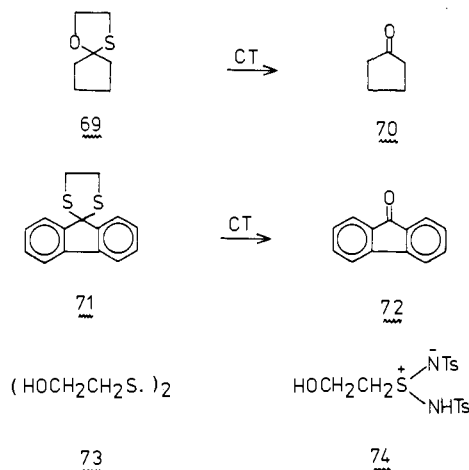


Interesting reactions may be anticipated from the hitherto undescribed reactions of reagents **1** with sulfoxes ($R_2C=S=O$), possibly leading to isoelectronic analogues of the sulfenes.

9. Sulfur Heterocycles

Although the reactions of sulfides with *N*-halo-*N*-metallosulfonamides have been discussed (*vide supra*), and the formation of sulfimides from cyclic sulfides has been described, the reactions with saturated sulfur heterocycles warrant separate mention because of their intrinsic synthetic importance.

A new method has been described for the mild cleavage of the 1,3-oxathiolane- and 1,3-dithiolane-protected carbonyl group.⁷⁹⁻⁸¹ The oxathiolane **69** and the dithiolane **71** were converted in high yield by aqueous or alcoholic chloramine T into the deprotected ketones **70** and **72**. Interesting by-products in certain of the reactions were **74** and its precursor **73**. The



probable mechanism is depicted in Figure 7. Credence for the intermediacy of a sulfimide was given by the isolation of **76** from the reaction of chloramine T with **75**.⁸¹

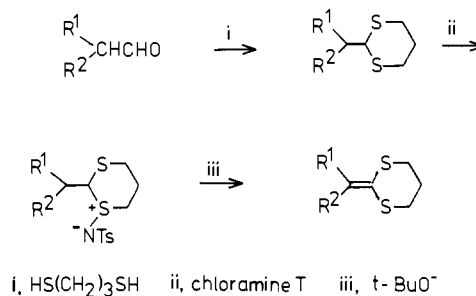
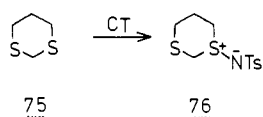
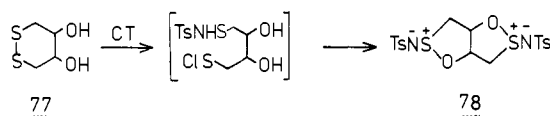


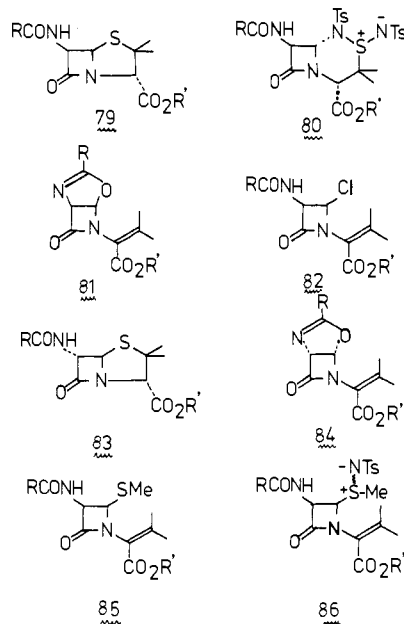
Figure 8.

Further synthetic exploitation of chloramine T reactions with cyclic sulfides was very recently illustrated⁸² by the transformation of aldehydes (Figure 8) into thioketene acetals. This is a particularly useful synthesis of a compound type which is of considerable current interest.

The cyclic disulfide **77** was converted into the novel 1,2-oxathiolane **78** by chloramine T, illustrating the intramolecular trapping of an intermediate sulfenamide.⁸³



Chloramine T was observed to react with the thiazolidine ring of a range of penicillanates,⁸⁴ producing new analogues of these important antibiotics. Thus, treatment of **79** gave the β -lactam-fused thiazidine sulfimide **80** possibly involving one or more of the reaction pathways depicted in Figure 9. Some evidence emerged that the initial step in the reaction may have been *N*-chlorination of the amide, followed by intramolecular transfer of chlorine to the sulfur of the thiazolidine ring. When an activated ester (**79**, $R' = CH_2CCl_3$) was allowed to react with chloramine T, oxazolinoazetidinones **81** were formed, together with the *cis*-chloroazetidinone **82**. Interesting differences in reactivity were observed when the *epi*-penicillanate **83** was allowed to react with chloramine T to give an oxazolinoazetidinone **84**, enantiomeric with **81**. Other differences in reactivity were illustrated by the reaction of *seco*-penicillanates **85** with chloramine T leading to the sulfimides **86** and the corresponding sulfoxides.⁸⁵



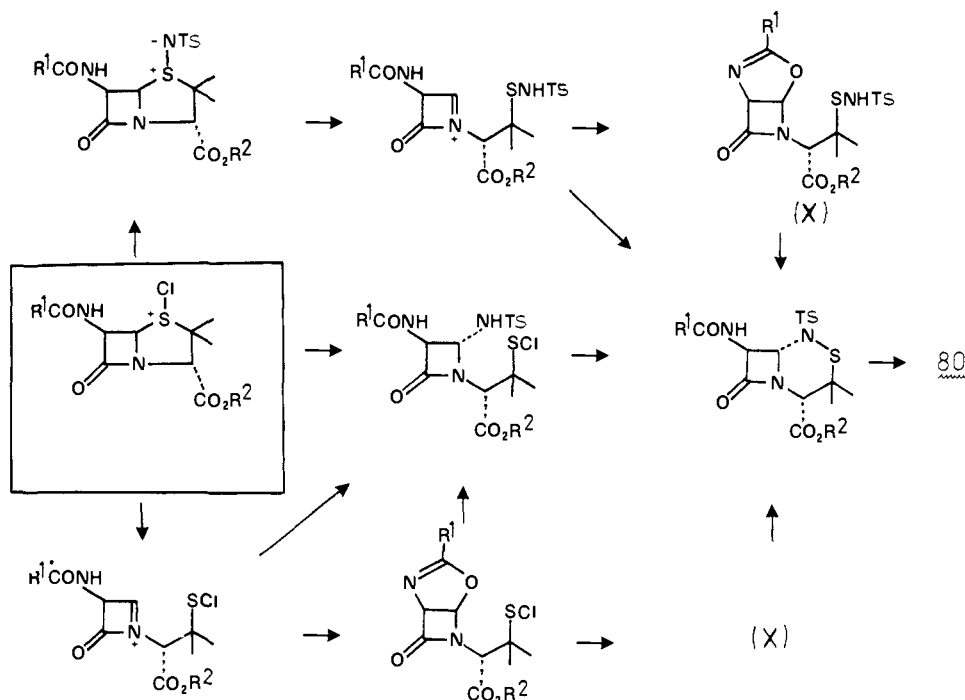


Figure 9.

These penicillanate studies therefore provided a range of new β -lactam products, arising from initial *S*-chlorosulfonium species. It is noteworthy that minor changes in substituents and in stereochemistry of the penicillanate molecules led to completely different reaction pathways from the *S*-chlorosulfonium precursors.

Considerable scope exists for the further exploitation of *N*-halogeno-*N*-metallo reagents in effecting modifications of sulfur heterocycles. Possible reaction modes include (a) nitrenoid insertion reactions in the presence of copper and its salts, (b) ring-opening reactions with bond cleavage adjacent to the sulfur atom, (c) sulfoxide formation, (d) sulfimide formation, (e) Pummerer rearrangements, (f) Stevens rearrangements leading to ring expansion, and (g), base-induced 1,2-elimination from sulfimides to give intermediate cyclic sulfonium species amenable to nucleophilic attack.

10. Inorganic Group 6 Compounds: Oxidative and Analytical Uses

Analytical uses of chloramine T and chloramine B in the estimation of sulfur-containing compounds involve oxidation to sulfuric acid in acid media.^{67,86-90} Thus, hydrogen sulfide, thiosulfate, carbon disulfide, thiocyanate, sulfites, bisulfites, sulfurous acid, esters and amides of thiosulfurous acid, and polythionites have been quantitatively analyzed. At neutral pH partial reaction was usually observed and in basic solution little or none occurred.

Metallic ions (Zn, Cd, Hg, and Cu) have been estimated as their thiourea complexes which were oxidized by alkaline chloramine T (8 equiv) to sulfate.⁹¹

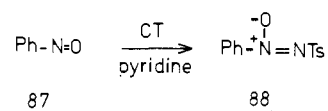
Semimicroanalytical determination of selenium and tellurium was achieved by acidic chloramine T oxidation to selenic and orthotelluric acids (6 equiv of chloramine T).⁹²

D. Reaction with Group 5 Compounds

1. Nitrogen Compounds

a. Nitroso, Nitro, and Azo Groups

Chloramines T and B react with a large number of aromatic nitroso compounds to give azoxysulfones.⁹³ Thus, nitrosoben-

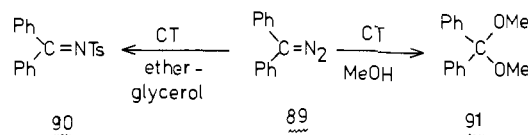


zene (**87**) condensed with chloramine T in pyridine to give **88**. Nitrosophenols and nitrosoanilines did not react in this manner, giving intractable products, whereas *N*-nitroso compounds and azobenzene failed to react.

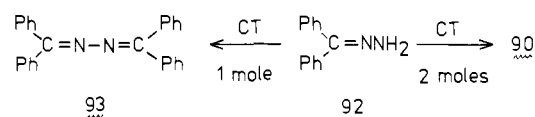
In a brief study of the reaction of chloramine T with nitrobenzene at 140 °C it was reported⁹⁴ that a brown gas, possibly nitrogen dioxide, was evolved. The reaction products were not characterized.

b. Diaryldiazomethanes and Diarylhydrazones

Chloramine T and related reagents react with diaryldiazomethanes^{31,95,96} affording imines in what may formally be regarded as a nitrene-carbene combination reaction. Diphenyldiazomethane (**89**), for example, reacted with chloramine T in ether-glycol to give the *N*-tosylimine **90**, whereas in methanol the dimethyl ketal **91** was obtained. Ketone hydrazones, e.g.,



92, reacted with 1 molar equiv of chloramine T⁹⁶ to give the azine **93**, whereas 2 molar equiv of reagent gave *N*-tosylimines such as **90**.



c. α -Amino Acids

Oxidative reactions of chloramine T with α -amino acids were noted^{4,97,98} at an early stage, and the production of highly toxic

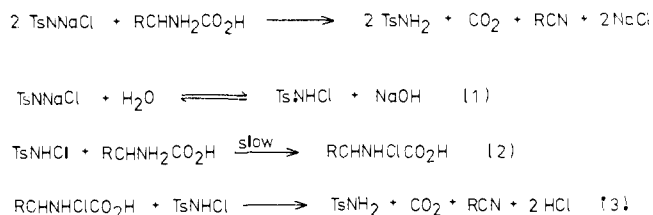


Figure 10.

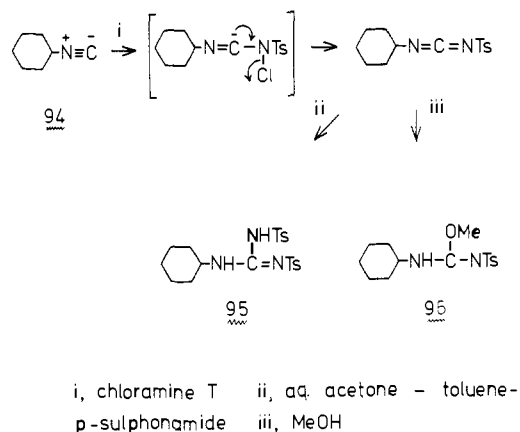


Figure 11.

products including cyanogen chloride has been reported (possibly explaining chloramine T poisoning).^{99,100} In the oxidation¹⁰⁰ of the β -hydroxy amino acids threonine and serine using chloramine T periodate, aldehydes corresponding to α,β -cleavage, together with cyanogen chloride and carbon dioxide, were obtained.

Extensive kinetic and mechanistic studies of the oxidation in alkaline medium of amino acids such as glycine, alanine, valine, and leucine have been performed.¹⁰¹⁻¹⁰³ The stoichiometry of the reaction and the suggested reaction pathways are shown in Figure 10. In a typical study there was first-order dependence on chloramine T and leucine, and near inverse dependence on hydroxide ion. Oxidation was suggested to occur by two pathways involving (a) *N*-chlorotoluene-*p*-sulphonamide and (b) hypochlorite ion, as the main oxidizing species. Each interacted with a further mole of oxidant. Precise mechanistic details of the final step, involving decarboxylation and nitrile formation, are not available.

d. Isonitriles

In a typical reaction¹⁰⁴ cyclohexyl isocyanide (94) was heated with chloramine T and calcium carbonate giving 1,2-bis(toluenesulfonyl)-3-cyclohexylguanidine (95) (Figure 11). This product, also obtained from an aqueous acetone reaction of chloramine T, toluene-*p*-sulphonamide, and 94, probably arises from a carbodiimide intermediate which is subjected to nucleophilic attack by a toluene-*p*-sulphonamide (or *N*-chloro) anion. Chloramine T also reacted readily with 94 in methanol or ethanol to give the isourea ether 96. An alternative initial step involving electrophilic attack by the isocyanide on an *N*-chloro species, giving an intermediate isonitrilo chloride, may possibly be envisaged.

2. Other Group 5 Compounds

The reactions of reagents 1 with compounds of group 5 may be broadly divided into the areas of synthetic and analytical chemistry.

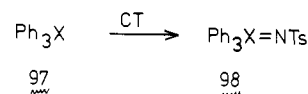
a. Organophosphorus, Arsenic, and Antimony

It has been demonstrated that certain trialkyl and triaryl

TABLE I

Substrate	Product from chloramine T - acid
Ph ₃ P	Ph ₃ PO
Ph ₃ As	Ph ₃ AsO·HCl
Ph ₃ Sb	Ph ₃ SbCl ₂
Ph ₃ N	polychlorinated resin
Ph ₃ Bi	cleavage products
Ar ₃ P(X), X = lone pair, S or Se	Ar ₃ PO + inorganic sulfate/selenate

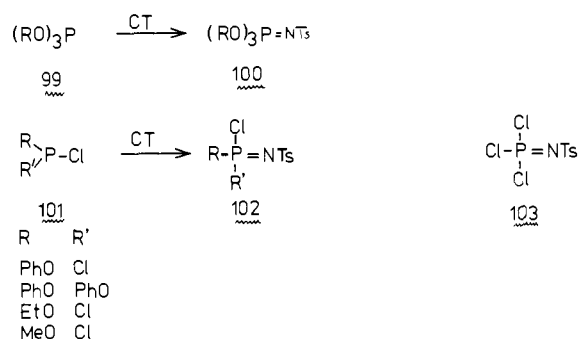
phosphines, arsines, and stibines react with chloramine T type reagents to give the corresponding imides.^{25,31,105-110} For example, triphenylphosphine (97, X = P),¹⁰⁷ triphenylarsine (97, X = As),¹¹⁰ and triphenylstibine (97, X = Sb)^{109,110} gave the phosphinimide (98, X = P), arsinimide (98, X = As), and the stibinimide (98, X = Sb), respectively. In earlier reports,^{106,107}



however, it had been stated that some reactions of chloramine T trihydrate with phosphines and arsines led to pentacoordinated derivatives of structure R₃P(OH)NHTs or R₃As(OH)NHTs. A reassessment¹¹¹ showed that these "hydroxysulfonamides" which had been formed in the presence of water were more probably cyclic, six-membered, strongly hydrogen-bonded complexes of the phosphine oxide and toluene-*p*-sulphonamide. Mann et al.¹¹¹ suggested that hydrolysis of an initially formed arsenimide led to the hydroxysulfonamides, but Cadogan et al. have since shown¹⁰⁸ that the arsinimide is highly stable to hydrolysis, and that chloramine T, in fact, gives a triarylarsenic oxide which condenses with toluene-*p*-sulphonamide to give the observed product.

It has been shown¹¹¹ that chloramine T in acid media will react with group 5 triaryl derivatives, giving the series of products depicted in Table I.

Triaryl phosphites (99, R = aryl) and trialkyl phosphites (99, R = alkyl) reacted with anhydrous chloramine B giving the *N*-arylsulfonylphosphorimidates 100.¹¹³ Triethyl phosphite with anhydrous chloramine T in dry carbon tetrachloride gave the corresponding imide, but in boiling aqueous ethanol gave triethyl phosphate via the intermediate (RO)₃PCl⁺.¹¹² Dialkyl hydrogen phosphites with aqueous chloramine T also gave phosphates.¹¹² The aryloxy and alkoxy phosphorus chlorides 101 reacted with anhydrous *N*-chloro-*N*-sodioarylsulfonamides 1 in dry solution to give the imides 102.¹¹⁴ Phosphorus pentachloride also underwent reaction, giving 103.¹¹⁵ Phosphorus tribromide gave adducts similar to 103 with reagents 1.^{96,115}



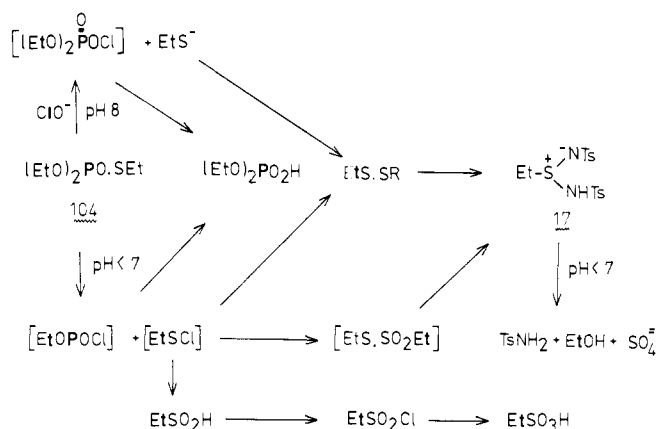


Figure 12.

TABLE II

Structural unit (with formal oxidation nos.)	Equivs. of chloramine T consumed
$\begin{matrix} +5 & -2 \\ \equiv & \text{P}=\text{S} \end{matrix}$	8
$\begin{matrix} +4 & +4 \\ \equiv & \text{P}-\text{P} \end{matrix}$	2
$\begin{matrix} +5 & -2 & +5 \\ \equiv & \text{P}-\text{O}-\text{P} \end{matrix}$	0
$\begin{matrix} +5 & -2 & +5 \\ \equiv & \text{P}-\text{S}-\text{P} \end{matrix}$	8
$\begin{matrix} +5 & -2 & +1 \\ \equiv & \text{P}-\text{S}-\text{H} \end{matrix}$	8
$\begin{matrix} +5 & -2 & +1 \\ \equiv & \text{P}-\text{S}-\text{R} \end{matrix}$	6
$\begin{matrix} +5 & -2 & +1 \\ \equiv & \text{P}-\text{O}-\text{R} \end{matrix}$	0
$\begin{matrix} +3 \\ \equiv & \text{P} \end{matrix}$	2

In a paper which is comprehensive in its investigation, and which summarizes many relevant aspects of chloramine T chemistry, the reactions of triethyl phosphothiolate (**104**) (Figure 12) giving the *S*-ethyl-*S*-toluene-*p*-sulfonamido-*N*-toluene-*p*-sulfonylsulfimide (**17**) are described.¹¹⁷ Reaction by-products included inorganic sulfate, toluene-*p*-sulfonamide, and diethyl hydrogen phosphate.

b. Oxidation and Analytical Procedures

Chloramine T and related reagents have been widely used in the oxidation and analysis of group 5 compounds, and aspects will be summarized in this section. Significant applications involve the analysis of the insecticides Parathion¹¹⁸ and Malathion.¹¹⁹

The oxidative properties were utilized in the preparation of arsenic acids.¹²⁰ Tertiary chloroarsines were refluxed in aqueous acetone with chloramine T to give arsenic acids, free from coloring matter and more easily isolable than by previous procedures. Phosphine and arsine were also oxidized to phosphoric and arsenic acids.^{87,120} A possible intermediate in these reactions could be the reactive species H_3XO ($\text{X} = \text{As}$ or P). Dialkyl hydrogen phosphites were oxidized by aqueous chloramine T¹¹⁶ to give in good yield the dialkyl hydrogen phosphates. Triethyl and triphenyl phosphites similarly gave the phosphates.

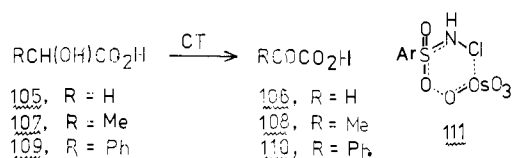
Phosphorus-sulfur compounds have also been oxidized by aqueous chloramine T,^{118,119,121-123} In basic solution¹²³ sulfates and phosphates are obtained. In an extension of these studies in acid solution,¹²⁴ a useful analytical method for discriminating

between closely related structural groups was obtained. Units such as $\equiv\text{P}-\text{S}-\text{R}$, $\equiv\text{P}=\text{S}$, $\equiv\text{P}-\text{SH}$, and many others could be estimated analytically, the oxidation products again being phosphates and sulfates. Analytical data are presented in Table II. Other studies of oxidations of triarylphosphine sulfides and selenides to triarylphosphine oxides, sulfates, and selenates have been reported.¹²⁵

E. Reactions with Oxygen Functional Groups

1. Alcohols

Extensive studies of the kinetics and mechanism of the chloramine T oxidation of alcohols to aldehydes in alkaline, neutral, and acidic conditions have appeared.¹²⁶⁻¹³² In sodium hydroxide, for example, certain alcohol oxidations were catalyzed by Os(VIII),¹²⁸ including those of the α -hydroxy acids, glycollic (**105**), lactic (**107**), and mandelic acids (**109**), which gave the α -keto acids **106**, **108** and **110**, respectively. An intermediate osmium-*N*-chlorotoluene-*p*-sulfonamide complex (**111**), whose



formation was the rate-determining step, was suggested as the oxidant. The noncatalyzed alkaline oxidation of a range of carbohydrates is discussed within the following section on the oxidation of aldehydes (section II.E.2).

In acid media, primary alcohols are oxidized to the aldehydes by chloramine T via initial protonation to give *N*-chlorotoluene-*p*-sulfonamide, followed by a rate-determining hydrolysis to give hypochlorous acid which was suggested¹³³ as the oxidant. This study showed first-order acid and zero-order alcohol dependence. An investigation of the oxidation of allylic alcohols^{129,131} suggested that protonated hypochlorous acid (Figure 13) was, in fact, the active oxidant, and that 1,2-elimination of HCl from the alcohol hypochlorite occurred. A kinetic study of this reaction¹³⁴ showed first-order dependence on alcohol, although in stronger acid media there was second-order acid dependence and independence with respect to alcohol concentration. Kinetic and thermodynamic parameters were reported. The kinetics of chloramine T oxidation of secondary alcohols has recently been studied,¹³⁵ and in strong aqueous mineral acid the rate expression

$$-d[\text{CT}]/dt = k[\text{CT}][\text{alcohol}][\text{H}^+]^2$$

was empirically derived. The rate law, low kinetic isotope effect, and effect of solvent polarity on the rate agreed with a mechanism involving rate-determining reaction of either protonated chloramine T (*N*-chlorotoluene-*p*-sulfonamide) or protonated hypochlorous acid with the alcohol, giving the alcohol hypochlorite, followed by fast decomposition to ketone. The observed

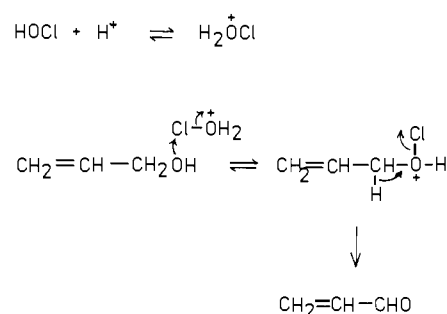
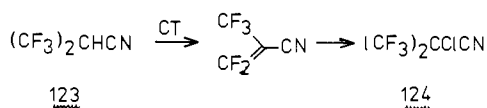


Figure 13.

this type of reaction have apparently not been further investigated.

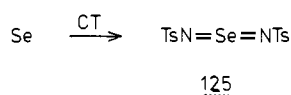
Bis(trifluoromethyl)acetonitrile (**123**) reacted with hydrated chloramine B to give the α -chloro compound **124** in high yield,¹⁵¹ apparently via a perfluoro- α -methylacrylonitrile. Further studies of this unusual reaction mode will be of interest.



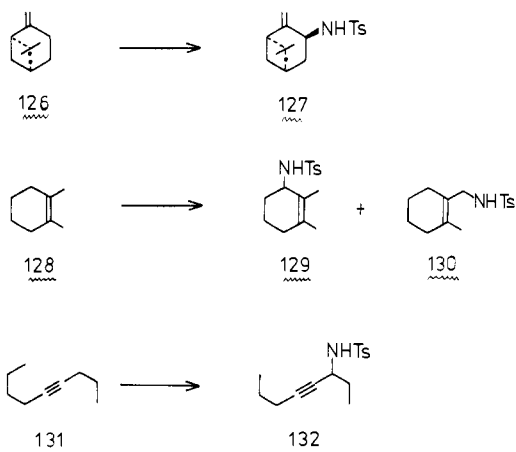
G. Reactions of Chloramine T-Based Reagents with Olefins

1. Allylic Amination Reaction

In an important new reaction Sharpless¹⁵² showed that 2 molar equiv of anhydrous chloramine T reacted with selenium metal in methylene chloride to give a superior preparation of the imido selenium compound **125**. Many mono-, di-, tri-, and tetra-



trastituted olefins reacted with **125** affording allylic amination products in good yield. For example, β -pinene **126** gave an 82% yield of the allylic amine derivative **127**, whereas the tetrasub-



stituted olefin **128** gave each of the possible allylic amination products **129** and **130** in 50 and 10% yields, respectively. Acetylenes were similarly aminated, **131** giving **132** in 51% yield. Mechanistically these aminations may be envisaged as hetero-ene and [2,3]-sigmatropic processes, having much in common with the allylic insertion of oxygen by selenium dioxide. This new reaction provides the first instance of direct allylic amination of olefins. The allylic sulfonamides thus formed are readily cleaved by sodium naphthalide to the primary amines. (A similar allylic amination process was effected by the sulfodiimide analogue of **125**, but this reagent was prepared by a different route.¹⁵³)

2. Vicinal Oxyamination Reaction

In another unique reaction the Sharpless group¹⁴ developed a new vicinal hydroxyamination process. The reaction of chloramine T trihydrate with olefins in the presence of a catalytic trace of osmium tetroxide produced cis-vicinal hydroxy tolu-

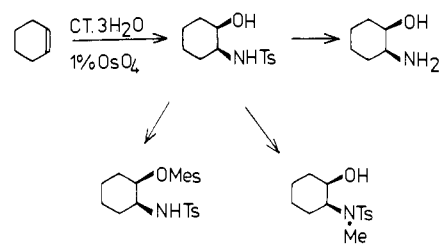
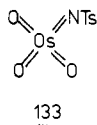


Figure 14.

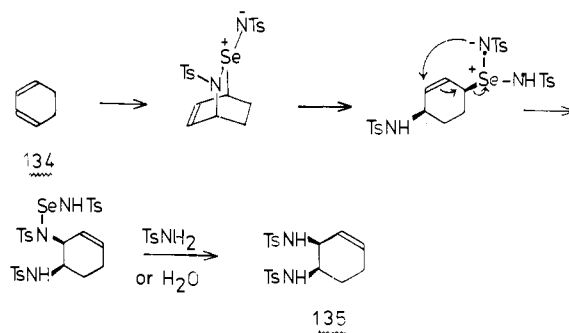


Figure 15.

ene-*p*-sulfonamides, providing synthetic entries to otherwise difficultly accessible products (Figure 14). (This process represented an improvement on a related hydroxyamination procedure which gave vicinal *tert*-alkylamino alcohols.¹⁵⁴) The continuously regenerated sulfonylimido osmium intermediate **133** was suggested as the effective reagent. Because of sometimes beneficial, and occasionally deleterious, effects of added silver ion, two procedures were described with and without added silver nitrate. The reactions of a large range of olefins provided good yields, although certain compounds including cholesteryl acetate and dimethyl fumarate failed to react or gave low yields.

3. Vicinal Diamination Reaction

Chloramine T based reagents continue to be exploited in effecting functionalization that would be otherwise difficult, as shown by the very recent reaction of **125** with a large range of 1,3-dienes to give 1,2-disulfonamides.¹⁵⁵ Generation of the reagent **125** in situ from chloramine T and selenium followed by reaction with the diene (e.g., **134**) gives the cis-vicinal disulfonamide **135**. The probable mechanism is depicted in Figure 15.

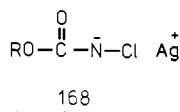
H. Chemiluminescence and Photochemistry

Chloramine T has been shown to give chemiluminescence in its reaction with neutral hydrogen peroxide¹⁵⁶ and 3-amino-phthalhydrazide.¹⁵⁷ The emission process in the former reaction was interpreted as being indicative of a heterolytic fission process from a cyclic transition state involving chloramine T-hydrogen peroxide, with formation of singlet oxygen.

The stability of aqueous solutions of chloramine T in daylight has long been known. However, photochemical decomposition can be effected by irradiation with light in the blue region of the spectrum.¹⁵⁸ A study of the aqueous photochemistry (300 nm) of chloramine T indicated possible similarities to hypochlorite photochemistry.¹⁵⁹ A systematic study of the photochemistry of reagents **1** in alcohol, water, and other solvents would be of interest.

I. Reagent Biochemical and Biological Aspects

Since the early recognition and use of the antiseptic and disinfectant powers of chloramine T and chloramine B, the re-



chloramine T based reagents. For example, the usefulness of ethyl *N*-chloro-*N*-sodiocarbamate was enhanced by converting it to its silver salt, and dimethyl fumarate and stilbene were thus converted into *cis*-hydroxyamino derivatives.

8. Attempted Reactions as Nitrene Precursors

Investigations into the use of *N*-chloro-*N*-metallocarbmates as sources of nitrenes have not yet proved successful, although low yields of aziridine were obtained from a reaction with cyclohexene.¹⁶⁹

IV. Summary and Perspectives

Chloramine T and the related *N*-halogeno-*N*-metallo reagents exhibit a unique duality of behavior in that they react as sources of both "halonium" cations and nitrogen anions. The *N*-halogeno-*N*-metallo sulfonamides, in particular, have been extensively exploited in effecting molecular modifications and transformations. The potential of the *N*-halogeno-*N*-metallo carbamates remains largely unrealized although recently they have been increasingly evident in the literature.

Although there are structural similarities between the two groups of reagents, the modes of reaction as described in this review are in many ways strikingly different. The reasons for this remain to be explained in detail, but it can be anticipated that differences in the equilibria in which each of these groups of reagents exist in solution will be quantified; differences in their abilities to donate chlorine (i.e., to react as electrophiles) and differences in the basicity and nucleophilicity of the sulfonamide and carbamate anion species will be described.

Related reagents which may open new areas of reactivity will no doubt be developed. For example, the *N*-lithio analogues should exhibit significant differences in solubility and reactivity, possibly acting as nitrenoids (*N*-chloro-*N*-lithioaniline reacts thus¹⁸⁹). *N*-Halogeno-*N*-metallophosphoramides are feasible, as are a range of hypothetical reagents derived from an amino group attached to an electron-withdrawing or charge-stabilizing system. A nitrene insertion reaction involving *N,N*-dichloro-toluene-*p*-sulfonamide and zinc possibly involved¹⁹⁰ an intermediate *N*-chloro-*N*-zinc species, suggesting the possible existence of a class of derivatives of 1 based on the transition metals.

V. References and Notes

- See, for example, C. M. Suter, "Organic Chemistry of Sulphur", Wiley, New York, N.Y., 1944, pp. 602-613; A. Schöberl and A. Wagner, "Methoden der Organische Chemie", E. Müller, Ed., Georg Thieme, Stuttgart, 1955, Chapter 9; F. Challenger, "Organic Sulphur Compounds", N. Kharasch, Ed., Pergamon Press, New York, N.Y., 1961, pp. 339-349; A. W. Johnson, "Ylid Chemistry", Academic Press, New York, N.Y., 1966, p. 356.
- H. S. Raper, J. T. Thompson, and J. B. Cohen, *J. Chem. Soc.*, 371 (1904).
- F. D. Chattaway, *J. Chem. Soc.*, 145 (1905); J. K. H. Inglis, *J. Soc. Chem. Ind., London*, 37, 288 (1918).
- H. D. Dakin, J. B. Cohen, M. Dufresne, and J. Kenyon, *Proc. R. Soc. London, Ser. B*, 89, 232 (1916).
- V. D. Hogeworff, *Recl. Trav. Chim. Pay-Bas.*, 6, 373 (1887).
- P. W. Clutterbuck and J. B. Cohen, *J. Chem. Soc.*, 2507 (1923).
- E. Roberts, *J. Chem. Soc.*, 849 (1923).
- W. E. Hanby and H. N. Rydon, *J. Chem. Soc.*, 865 (1946).
- J. Koetschet, P. Koetschet, and P. Vland, *Helv. Chim. Acta*, 15, 587 (1930).
- A. S. F. Ash, F. Challenger, and D. Greenwood, *J. Chem. Soc.*, 1977 (1951).
- M. Bugla, J. Hok, and M. Veger, Czech Patent 159409 (1975); *Chem. Abstr.*, 84, 164436g (1975).
- S. Masutani, Japanese Kokai 7604141 (1976); *Chem. Abstr.*, 84, 179873w (1976).
- G. Wittig and D. Hellwinckel, *Chem. Ber.*, 97, 789 (1964).
- K. B. Sharpless, A. O. Chong, and K. Oshima, *J. Org. Chem.*, 41, 177 (1976).
- F. E. Hardy, *J. Chem. Soc.* C, 2089 (1970).
- A. R. V. Murthy and V. S. Rao, *Proc. Indian Acad. Sci., Sect. A*, 35, 69 (1952); M. C. Agrawal and S. P. Mshran, *Z. Naturforsch., Teil B*, 27, 401 (1972).
- I. T. Millar and H. D. Springall in "The Organic Chemistry of Nitrogen", N. V. Sidgwick, Ed., Clarendon Press, Oxford, 1966, p. 252.
- F. Ruff and A. Kucsman, *Acta Chim. (Budapest)*, 62, 437 (1969); *Chem. Abstr.*, 72, 78213c (1970); F. Ruff and A. Kucsman, *J. Chem. Soc., Perkin Trans. 2*, 509 (1975), and references cited therein.
- K. Tsujihara, N. Furukawa, K. Oae, and S. Oae, *Bull. Chem. Soc. Jpn.*, 42, 2631 (1969).
- I. Kapovits and A. Kalman, *Chem. Commun.*, 649 (1971).
- J. H. Beale, *J. Org. Chem.*, 37, 3871 (1972).
- K. B. Sharpless, T. Hori, L. K. Truesdale, and C. O. Dietrich, *J. Am. Chem. Soc.*, 98, 269 (1976); M. M. Campbell and G. Johnson, unpublished observations.
- H. S. Raper, Report to British Chemical War Department, May 1917; *Chem. Abstr.*, 16, 28559 (1922).
- B. H. Nicolet and J. Willard, *Science*, 53, 127 (1921).
- F. G. Mann and W. J. Pope, *J. Chem. Soc.*, 1052 (1922); 911 (1924).
- J. Holloway, J. Kenyon, and H. Phillips, *J. Chem. Soc.*, 3000 (1928); S. G. Clarke, J. Kenyon, and H. Phillips, *ibid.*, 188 (1927); 1225 (1930).
- O. Bohman and Allenmark, *Tetrahedron Lett.*, 405 (1973); *Chem. Scr.*, 4, 202 (1973).
- V. G. Petrov, *J. Gen. Chem. USSR*, 9, 1635 (1939); *Chem. Abstr.*, 34, 3702 (1940).
- C. W. Todd, J. H. Fletcher, and D. S. Tarbell, *J. Am. Chem. Soc.*, 65, 350 (1943).
- M. V. Likhoshervostov, *J. Gen. Chem. USSR*, 17, 1477 (1947); *Chem. Abstr.*, 43, 172d (1949).
- A. Schönberg and E. Singer, *Chem. Ber.*, 102, 2557 (1969).
- J. B. Lambert, C. E. Mixan, and D. S. Bailey, *J. Am. Chem. Soc.*, 94, 208 (1972), and references cited therein.
- T. Yamamoto and M. Okawara, *Chem. Lett.*, 6, 591 (1975).
- K. Tsujihara, K. Harada, N. Furukawa, and S. Oae, *Tetrahedron*, 27, 6101 (1971).
- T. Asahara, M. Seno, T. Kise, and H. Serita, *Seisan Kenkyu*, 25, 253 (1973); *Chem. Abstr.*, 80, 15235f (1974).
- C. C. Price and R. M. Roberts, *J. Org. Chem.*, 12, 255 (1947).
- G. Leandri and D. Spinelli, *Ann. Chim. (Rome)*, 49, 964 (1959); *Chem. Abstr.*, 54, 4452a (1960); *Ann. Chim. (Rome)*, 50, 1616 (1960); *Chem. Abstr.*, 55, 24623 (1961).
- F. Challenger and D. Greenwood, *J. Chem. Soc.*, 26 (1950).
- A. S. F. Ash and F. Challenger, *J. Chem. Soc.*, 2792 (1952).
- P. A. Briscoe, F. Challenger, and P. S. Duckworth, *J. Chem. Soc.*, 1755 (1956).
- H. Yoshida, M. Yoshikane, T. Ogate, and S. Inokawa, *Synthesis*, 1755 (1956).
- T. P. Dawson, *J. Am. Chem. Soc.*, 59, 968 (1947).
- J. W. Sease, T. Lee, G. Holzman, E. H. Swift, and C. Niemann, *Anal. Chem.*, 20, 431 (1948); *Chem. Abstr.*, 42, 5802f (1948).
- A. Kucsman, I. Kapovits, and M. Balla, *Tetrahedron*, 18, 75 (1962).
- A. Kucsman, I. Kapovits, and B. Tanacs, *Tetrahedron*, 18, 79 (1962).
- J. Benes, *Collect. Czech. Chem. Commun.*, 1171 (1973).
- C. Dell'Erba and D. Spinelli, *Ric. Sci. Rend., Sez. A*, 7, 456 (1964); *Chem. Abstr.*, 63, 11325h (1965).
- F. Ruff and A. Kucsman, *Acta Chim. (Budapest)*, 65, 107 (1970); *Chem. Abstr.*, 73, 119914Y (1970).
- T. Higuchi, K. Ikeda, and A. Hussain, *J. Chem. Soc. B*, 1031 (1968).
- D. K. Padma, R. A. Shaw, A. R. V. Murthy, and M. Woods, *Int. J. Sulfur Chem., Part A*, 1, 243 (1971).
- F. Challenger and A. A. Rawlings, *J. Chem. Soc.*, 868 (1937).
- See, for example, D. Hellwinckel and G. Fahbach, *Justus Liebig's Ann. Chem.*, 715, 68 (1968); N. Y. Derkach, T. V. Lyapina, and N. A. Pas-murtseva, *Zh. Org. Khim.*, 10, 807 (1974); *Chem. Abstr.*, 81, 25294j (1974).
- S. Tamagaki, S. Oae, and K. Sakaki, *Tetrahedron Lett.*, 649 (1975).
- K. B. Sharpless, K. M. Gordon, R. F. Lauer, D. W. Patrick, W. P. Singer, and M. W. Young, *Chem. Scri.*, in press.
- M. M. Kremlev, G. F. Kodachenko, and V. F. Baranovskaya, *Zh. Org. Khim.*, 5, 914 (1969); *Chem. Abstr.*, 71, 38507z (1969).
- D. Carr, T. P. Seden, and R. W. Turner, *Tetrahedron Lett.*, 477 (1969).
- C. R. Johnson, R. A. Kirchoff, R. J. Reischer, and G. F. Katar, *J. Am. Chem. Soc.*, 95, 4287 (1973).
- M. Moriyama, T. Numata, and S. Oae, *Org. Prep. Proced. Int.*, 6, 207 (1974).
- N. Furukawa, T. Omata, and S. Oae, *Chem. Commun.*, 590 (1973).
- C. E. Dalgleish and F. G. Mann, *J. Chem. Soc.*, 913 (1945).
- J. R. Alexander and H. McCormie, *J. Chem. Soc.*, 2087 (1932).
- G. Bullmer and F. G. Mann, *J. Chem. Soc.*, 666 (1945).
- M. M. Kremlev and I. V. Koval, *Zh. Org. Khim.*, 5, 2014 (1969); *Chem. Abstr.*, 72, 54932k (1970).
- P. A. Briscoe, Ph.D. Thesis, University of Leeds, 1953.
- C. J. R. Nair and A. R. V. Murthy, *J. Sci. Ind. Res., Sect. B*, 21, 146 (1962).
- K. Sharady and A. R. V. Murthy, *Chem. Ber.*, 93, 1251 (1960).
- D. K. Padma and A. R. V. Murthy, *Talanta*, 12, 295 (1965).
- D. K. Padma and A. R. V. Murthy, *Z. Anorg. Allg. Chem.*, 342, 307 (1966).
- B. Weibull, *Ark. Kemi*, 3, 176 (1951-2); *Chem. Abstr.*, 46, 3962g (1952); *Ark. Kemi*, 3, 202 (1951-2); *Chem. Abstr.*, 46, 3965f (1952).
- J. Goerdeler and B. Redles, *Chem. Ber.*, 92, 1 (1959).
- M. M. Kremlev, A. I. Tarasenko, I. V. Koval, and V. V. Rayabenko, *Zh. Org. Khim.*, 10, 2320 (1974); *Chem. Abstr.*, 82, 72508n (1975).
- E. S. Levchenko, N. Y. Derkach, and A. V. Kirsanov, *Zh. Obshch. Khim.*, 30, 1971 (1960); *Chem. Abstr.*, 55, 7335g (1961); *Zh. Obshch. Khim.*, 31, 1961 (1961); *Chem. Abstr.*, 55, 27175g (1961).
- S. Oae, M. Nakai, N. Furukawa, and R. Kiritani, *Bull. Chem. Soc. Jpn.*, 45, 1268 (1972).

- (74) F. E. Hardy, *J. Chem. Soc. B*, 1899 (1971).
- (75) M. M. Campbell and D. M. Evgenios, *J. Chem. Soc., Perkin Trans. 1*, 2866 (1973).
- (76) S. Tamagaki and S. Oae, *Tetrahedron Lett.*, 1159 (1972).
- (77) S. Tamagaki, K. Sakaki, and S. Oae, *Bull. Chem. Soc. Jpn.*, **46**, 2608 (1973).
- (78) S. Tamagaki, S. Sakaki, and S. Oae, *Tetrahedron Lett.*, 1059 (1974).
- (79) D. W. Emerson and H. Wynberg, *Tetrahedron Lett.*, 3445 (1971).
- (80) W. F. T. Hurdeman, H. Wynberg, and D. W. Emerson, *Tetrahedron Lett.*, 3449 (1971).
- (81) R. B. Greenwald, D. H. Evans, and J. R. Demember, *Tetrahedron Lett.*, 3885 (1975).
- (82) H. Yoshida, M. Yoshikane, T. Ogata, and S. Inokawa, *Synthesis*, 552 (1976).
- (83) J. E. McCormick and R. S. McElhinney, *J. Chem. Soc., Perkin Trans. 1*, 2795 (1972).
- (84) M. M. Campbell, G. Johnson, A. F. Cameron, and I. R. Cameron, *J. Chem. Soc., Perkin Trans. 1*, 1208 (1975).
- (85) M. M. Campbell and G. Johnson, *J. Chem. Soc., Perkin Trans. 1*, 1077, 1932 (1975).
- (86) A. R. V. Murthy and B. S. Rao, *Proc. Indian Acad. Sci., Sect. A*, **35**, 7 (1952); A. R. V. Murthy, *Curr. Sci.*, **22**, 342 (1953).
- (87) J. R. Bendall, F. G. Mann, and D. R. Purdie, *J. Chem. Soc.*, 157 (1942).
- (88) B. Samek, *Chem. Zentrbl.*, 517 (1942).
- (89) A. Singh, *J. Indian Chem. Soc.*, 327 (1954).
- (90) V. R. S. Rao and A. R. V. Murthy, *Talanta*, **4**, 206 (1960); V. R. S. Rao and A. R. V. Murthy, *Curr. Sci.*, **30**, 176 (1961); K. Sharady and A. R. V. Murthy, *Z. Anal. Chem.*, **177**, 401 (1960).
- (91) D. K. Padma and A. R. V. Murthy, *Mikrochim. Acta*, 647 (1970).
- (92) D. K. Padma, R. A. Shaw, A. R. V. Murthy, and M. Woods, *Mikrochim. Acta*, 849 (1974).
- (93) W. V. Farrar and J. Masson Gulland, *J. Chem. Soc.*, 368 (1944).
- (94) O. C. Dermer and M. T. Edmison, *J. Am. Chem. Soc.*, **77**, 70 (1955).
- (95) A. Schönberg, E. Singer, and W. Knöfel, *Tetrahedron Lett.*, 1819 (1967).
- (96) A. Schönberg and E. Singer, *Chem. Ber.*, **101**, 3445 (1968).
- (97) H. D. Dakin, *J. Biol. Chem.*, **C4**, 237 (1908).
- (98) H. D. Dakin, *Biochem. J.*, **10**, 319 (1916).
- (99) F. Serin, *Acta Pharmacol. Toxicol.*, **1**, 102 (1949).
- (100) T. Unemoto, *Yakugaku Zasshi*, 503 (1962); *Chem. Abstr.*, **58**, 574g (1963).
- (101) P. Cristol, C. Benezech, P. Cristol, and J. Llory, *Bull. Soc. Chim. Biol.*, **33**, 78 (1951).
- (102) A. K. Bose, R. M. Mehrotra, and S. P. Mushran, *Indian J. Chem.*, **11**, 896 (1973).
- (103) A. Khumar, A. K. Bose, and S. P. Mushran, *Monatsh. Chem.*, **106**, 13 (1975).
- (104) W. Aumüller, *Angew. Chem., Int. Ed. Engl.*, 616 (1963).
- (105) F. G. Mann and W. M. Pope, *J. Chem. Soc.*, 1754 (1922).
- (106) F. G. Mann, *J. Chem. Soc.*, 958 (1932).
- (107) E. J. Chaplin and F. G. Mann, *Nature (London)*, **133**, 686 (1934); F. G. Mann and E. J. Chaplin, *J. Chem. Soc.*, 527 (1937).
- (108) J. I. G. Cadogan and I. Gosney, *J. Chem. Soc., Perkin Trans. 1*, 460 (1974).
- (109) L. P. Petrenko, *Tr. Voronezh. Gos. Univ.*, **57**, 145 (1959); *Chem. Abstr.*, **55**, 6425f (1961).
- (110) G. Wittig and D. Hellwinkel, *Chem. Ber.*, **97**, 769, 789 (1964).
- (111) D. W. Allen, F. G. Mann, and J. C. Tebby, *J. Chem. Soc., Perkin Trans. 1*, 2793 (1972).
- (112) J. I. G. Cadogan and H. N. Moulden, *J. Chem. Soc.*, 3079 (1961).
- (113) A. V. Kirsanov and V. I. Schevchenko, *J. Gen. Chem. USSR*, **26**, 75 (1956); *Chem. Abstr.*, **50**, 13786h (1956).
- (114) A. V. Kirsanov and V. I. Schevchenko, *Zh. Obshch. Khim.*, **26**, 250 (1956); *Chem. Abstr.*, **50**, 13783f (1956).
- (115) E. S. Levchenko and A. V. Kirsanov, *Zh. Obshch. Khim.*, **29**, 1813 (1959); *Chem. Abstr.*, **54**, 8694i (1960).
- (116) A. V. Kirsanov and Yu. M. Zolotov, *Z. Obshch. Khim.*, **24**, 122 (1954); *Chem. Abstr.*, **49**, 3052h (1956).
- (117) J. I. G. Cadogan and H. N. Moulden, *J. Chem. Soc.*, 5524 (1961).
- (118) V. Laxminarayana and A. R. V. Murthy, *Chemist-Analyst*, **54**, 9 (1965).
- (119) V. Laxminarayana, *J. Agr. Food Chem.*, **14**, 55 (1966).
- (120) H. Burton and C. S. Gibson, *J. Chem. Soc.*, 157 (1924).
- (121) T. J. Jacob and C. G. R. Nair, *Ind. J. Chem.*, **4**, 501 (1966).
- (122) T. J. Jacob and C. G. R. Nair, *Curr. Sci.*, **37**, 228 (1968).
- (123) D. K. Padma and A. R. V. Murthy, *Curr. Sci.*, **37**, 343 (1968).
- (124) D. K. Padma, R. A. Shaw, C. P. Thakur, A. R. V. Murthy, and M. Woods, *Phosphorus*, **2**, 81 (1972).
- (125) D. K. Padma, R. A. Shaw, A. R. V. Murthy, and M. Woods, *Phosphorus*, **4**, 25 (1974).
- (126) G. Shiemann and P. Novak, *Angew. Chem.*, **40**, 1032 (1968).
- (127) K. Weber and H. Valic, *Z. Phys. Chem.*, **239**, 24 (1968).
- (128) S. P. Mushran, M. C. Agrawal, and B. Prasad, *J. Chem. Soc. B*, 1712 (1971).
- (129) D. S. Mahadevappa and H. M. K. Naidu, *Talanta*, **20**, 349 (1973).
- (130) S. P. Mushran, R. M. Mehrotra, and R. Sanahi, *Proc. Natl. Acad. Sci., India, Sect. A*, **43**, 105 (1973).
- (131) D. S. Mahadevappa and H. M. K. Naidu, *Aust. J. Chem.*, **27**, 1203 (1974).
- (132) S. P. Mushran, K. C. Gupta, and R. Sanahi, *J. Indian Chem. Soc.*, **51**, 145 (1974).
- (133) S. P. Mushran, R. M. Mehrotra, and R. Sanahi, *J. Indian Chem. Soc.*, **51**, 594 (1974).
- (134) D. S. Mahadevappa and H. M. K. Naidu, *Aust. J. Chem.*, **28**, 899 (1975).
- (135) M. M. Natarajan and V. Thiagarajan, *J. Chem. Soc., Perkin Trans. 2*, 1590 (1975).
- (136) R. Sanahi, M. C. Agrawal, and S. P. Mushran, *Indian J. Chem.*, 311 (1974).
- (137) M. C. Agrawal and S. P. Mushran, *Z. Naturforsch., Teil B*, **27**, 401 (1972).
- (138) B. Singh, A. Singh, and M. Singh, *Res. Bull. East Punjab Univ.*, **No. 30**, 55 (1953); *Chem. Abstr.*, **48**, 4370d (1954).
- (139) B. G. Cox and P. T. McTigue, *Aust. J. Chem.*, **17**, 1210 (1964).
- (140) S. P. Mushran and M. C. Agrawal, *J. Chem. Soc., Perkin Trans. 2*, 762 (1973).
- (141) R. Sanahi, K. C. Gupta, R. Mehrotra, and S. P. Mushran, *Bull. Chem. Soc. Jpn.*, **48**, 330 (1975).
- (142) S. P. Mushran, R. Sanahi, and M. C. Agrawal, *Z. Naturforsch., Teil B*, **27**, 1161 (1972).
- (143) A. K. Bose, R. Sanahi, and S. P. Mushran, *J. Indian Chem. Soc.*, **50**, 197 (1973).
- (144) R. K. Sharma, A. K. Bose, and S. P. Mushran, *Bull. Acad. Pol. Sci., Ser. Sci. Chim.*, **22**, 889 (1974); *Chem. Abstr.*, **82**, 124425e (1975).
- (145) A. Kumar, A. K. Bose, and S. P. Mushran, *Monatsh. Chem.*, **106**, 863 (1975).
- (146) T. Higuchi and A. Hussain, *J. Chem. Soc. B*, 549 (1967).
- (147) F. E. Hardy and J. P. Johnson, *J. Chem. Soc., Perkin Trans. 2*, 742 (1973).
- (148) J. M. Antelo, J. M. Cachazo, J. Casado, and M. A. Herraes, *An. Quim.*, **70**, 461 (1974); *Chem. Abstr.*, **82**, 72315x (1975).
- (149) V. Balasubramanian and V. Thiagarajan, *Int. J. Chem. Kinet.*, **7**, 605 (1975).
- (150) J. Koetschet, P. Koetschet, and P. Viand, *Helv. Chim. Acta*, **13**, 587 (1930).
- (151) N. P. Aktaev, G. A. Sokol'sku, B. A. Cheskis, and I. L. Knunyats, *Izv. Akad. Nauk SSSR, Ser. Khim.*, **3**, 631 (1974); *Chem. Abstr.*, **81**, 13067Z (1974).
- (152) K. B. Sharpless, T. Hori, L. K. Truesdale, and C. O. Dietrich, *J. Am. Chem. Soc.*, **98**, 269 (1976).
- (153) K. B. Sharpless and T. Hori, *J. Org. Chem.*, **41**, 176 (1976).
- (154) K. B. Sharpless, D. W. Patrick, L. K. Truesdale, and S. A. Biller, *J. Am. Chem. Soc.*, **97**, 2305 (1975).
- (155) K. B. Sharpless and S. P. Singer, *J. Org. Chem.*, **41**, 2504 (1976).
- (156) E. McKeown and W. A. Waters, *Nature (London)*, **203**, 1063 (1964).
- (157) A. Bernanose and J. Simon, *Bull. Soc. Pharm. Nancy*, **20**, 6 (1955); *Chem. Abstr.*, **51**, 871f (1957).
- (158) W. Eisenschimmel, *Z. Zuckerind. Czech. Repub.*, 535 (1927); *Chem. Abstr.*, **22**, 356 (1928); W. Eisenschimmel, *Listy Cukro.*, **47**, 451 (1929); *Chem. Abstr.*, **23**, 4408 (1929).
- (159) D. S. Mahadevappa and H. M. K. Naidu, *Curr. Sci.*, **43**, 246 (1974).
- (160) V. P. Perfilov, T. N. Perfilova, and L. S. Levinets, *Zh. Biol. Khim.*, Abstr. No. 3F64 (1975); *Chem. Abstr.*, **83**, 74995 (1975).
- (161) A. G. Aliev, *Tr. Azerb. Nauchno-Issled. Inst. Shelkwood*, **8**, 125 (1973); *Chem. Abstr.*, **84**, 116772r (1975).
- (162) J. Bussel and H. Chavit, *Plant Dis. Rep.*, **59**, 269 (1975); *Chem. Abstr.*, **83**, 92156v (1975).
- (163) K. Shima, N. Sawazaki, R. Tanaka, S. Tarui, and M. Nishikawa, *Endocrinology*, **96**, 1254 (1975).
- (164) H. E. Schmidt, B. Teichmann, R. Vogt, and H. Herzmann, *Isotopenpraxis*, **10** (11-12), 401 (1974).
- (165) R. C. Montelaro and R. R. Rueckert, *J. Gen. Virol.*, **29** (1), 127 (1975).
- (166) W. Traube and H. Gockel, *Chem. Ber.*, **56B**, 384 (1923).
- (167) Fabriques de Produits de Chemie Organique de Laire, French Patent 74085 (1951); *Chem. Abstr.*, **47**, 12421a (1953).
- (168) P. Chabrier, *C. R. Acad. Sci.*, **214**, 362 (1942).
- (169) D. Saika and S. Swern, *J. Org. Chem.*, **33**, 4548 (1968).
- (170) R. L. Datta and S. D. Gupta, *J. Am. Chem. Soc.*, **37**, 569 (1915).
- (171) J. Houben, *J. Prakt. Chem.*, **105**, 7 (1922).
- (172) P. Chabrier, French Patent 56285 (1952); cited within ref 173.
- (173) T. A. Foglia and D. Swern, *J. Org. Chem.*, **31**, 3625 (1966).
- (174) J. Bougault and P. Chabrier, *C. R. Acad. Sci.*, **273**, 310 (1941).
- (175) S. C. Czapt, H. Gottlieb, G. D. Whitfield, and D. Swern, *J. Org. Chem.*, **38**, 2555 (1973).
- (176) P. Chabrier, *Ann. Chim. (Paris)*, **17**, 353 (1942), and references cited therein.
- (177) R. E. White and P. Kovacic, *J. Am. Chem. Soc.*, **96**, 7284 (1974); **97**, 1180 (1975).
- (178) C. Bachand, H. Drigeuz, J. M. Paton, D. Touchard, and J. Lessard, *J. Org. Chem.*, **39**, 3136 (1974).
- (179) D. A. Bremner, M. M. Campbell, and G. Johnson, *J. Chem. Soc., Perkin Trans. 1*, 1918 (1976).
- (180) K. B. Sharpless, S. A. Biller, and E. Herranz, unpublished results.
- (181) P. Chabrier and K. Smarzewska, *C. R. Acad. Sci.*, **226**, 261 (1948).
- (182) See, for example, G. F. Whitfield, H. S. Beilan, D. Saika, and D. Swern, *Tetrahedron Lett.*, 3543 (1970); G. F. Whitfield, H. S. Beilan, D. Saika, and D. Swern, *J. Org. Chem.*, **39**, 2148 (1974); A. Kuczman, F. Ruff, I. Kapovits, and J. G. Fischer, *Tetrahedron*, **1843** (1966); see also other references cited within ref 19.
- (183) D. H. Bremner and M. M. Campbell, *Tetrahedron Lett.*, 2909 (1976).
- (184) E. S. Levchenko, E. S. Koslow, and A. V. Kirsanov, *J. Gen. Chem. USSR*, **31**, 2218 (1961).
- (185) V. I. Shevchenko, A. S. Shtepanek, and A. V. Kirsanov, *J. Gen. Chem. USSR*, **32**, 2557 (1962).
- (186) M. M. Campbell and G. Johnson, *Chem. Commun.*, 497 (1975).
- (187) D. H. Bremner, M. M. Campbell, and G. Johnson, *Tetrahedron Lett.*, 2955 (1975).
- (188) D. H. Bremner, M. M. Campbell, and G. Johnson, *Tetrahedron Lett.*, 3331 (1975).
- (189) C. A. Wilkie and D. R. Dimmel, *J. Am. Chem. Soc.*, **94**, 8600 (1972).
- (190) D. S. Breslow and M. F. Sloane, *Tetrahedron Lett.*, 5349 (1968).
- (191) The preparation and reactions of sulfimides are the subject of a recent review in this Journal: T. L. Gilchrist and C. J. Moody, *Chem. Rev.*, **77**, 409 (1977).